

BIATHLON LONG DISTANCE  
15KM  
LW 2-9 MEN

VUOKATTI SKI STADIUM THU 29 MAR 2012 START TIME 12:10

JURY		COURSE INFORMATION	
IPC TD:	KELLER Ruedi (SUI)	Course Name	Standing Men
Chief of Range:	PULKKINEN Ilmo (FIN)	Height Difference (HD)	22m
Chief of Competition:	PELKONEN Jyri (FIN)	Maximum Climb (MC)	21m
Member:	KOPYTIN Alexey (RUS)	Total Climb (TC)	72m
Member:	UPHAM James (USA)	Length of Lap	3km
		Laps	5

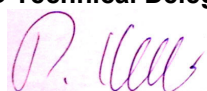
Rank	SDMS ID	Bib Name	NPC Code	Class	%	Real Time	Delta	Calc. Time	Missed shots	Result	IPCNS pts	WC pts
1.	13452	55 ARENDZ Mark	CAN	LW6	96	42:54.0		41:11.0	0+0+0+0	<b>41:11.0</b>	0.00	100
2.	13572	57 ULSET Nils-Erik	NOR	LW3	89	44:24.3	-1:52.1	39:31.2	0+2+0+0	<b>41:31.2</b>	4.90	80
3.	13663	54 VOVCHYNSKYI Grygorii	UKR	LW8	97	42:00.8	-26.6	40:45.2	0+0+0+1	<b>41:45.2</b>	8.30	60
4.	7410	49 KODLOZEROV Ivan	RUS	LW8	97	43:42.2	+1:14.8	42:23.5	0+0+1+0	<b>43:23.5</b>	32.17	50
5.	13659	46 SYTNYK Vitalii	UKR	LW6	96	45:41.3	+2:47.3	43:51.6	0+0+0+0	<b>43:51.6</b>	39.00	45
6.	17240	42 REPTYUKH Ihor	UKR	LW8	97	42:08.3	-19.1	40:52.5	2+0+0+1	<b>43:52.5</b>	39.21	40
7.	13610	56 MIKHAYLOV Kirill	RUS	LW4	96	42:55.9	+1.9	41:12.9	1+1+1+0	<b>44:12.9</b>	44.17	36
8.	13497	51 BOURSEAUX Yannick	FRA	LW6	96	45:06.4	+2:12.4	43:18.1	0+0+0+1	<b>44:18.1</b>	45.43	32
9.	13651	50 LESHCHYSHYN Oleh	UKR	LW8	97	43:36.3	+1:08.9	42:17.8	0+0+2+1	<b>45:17.8</b>	59.93	29
10.	13547	47 NITTA Yoshihiro	JPN	LW8	97	45:08.9	+2:41.5	43:47.6	0+0+1+1	<b>45:47.6</b>	67.16	26
11.	14114	52 LEKOMTCEV Vladislav	RUS	LW6	96	43:45.2	+51.2	42:00.2	1+2+0+2	<b>47:00.2</b>	84.79	24
12.	14113	53 KARACHURIN Azat	RUS	LW5/7	87	47:43.3	+23.1	41:31.1	1+1+2+2	<b>47:31.1</b>	92.29	22
13.	14112	45 IAREMCHUK Aleksandr	RUS	LW6	96	45:02.7	+2:08.7	43:14.6	1+2+1+1	<b>48:14.6</b>	102.86	20
14.	17242	44 MAYSTRENKO Vladyslav	UKR	LW8	97	45:41.8	+3:14.4	44:19.5	0+1+1+2	<b>48:19.5</b>	104.05	18
15.	13550	48 SATO Keiichi	JPN	LW8	97	47:07.5	+4:40.1	45:42.7	1+0+2+0	<b>48:42.7</b>	109.68	16
16.	13440	43 SILCHANKA Sjarhei	BLR	LW8	97	46:00.9	+3:33.5	44:38.1	2+1+1+1	<b>49:38.1</b>	123.13	15
17.	14182	41 SHEVCHENKO Dmitry	RUS	LW8	97	47:10.0	+4:42.6	45:45.1	2+0+2+1	<b>50:45.1</b>	139.40	14

World Cup points result limit (130%):

**53:32.3**
**Time Adjustments:**

44 MAYSTRENKO Vladyslav UKR 1 min penalty for ski over dividing line at the shooting range

Weather / Visibility	Snow	Temperature		Competitors				
		Air	Snow	Entries	Ranked	DNS	DNF	DSQ
Cloudy	New	-2°C	-1°C	17	17	0	0	0

**IPC Technical Delegate**

**Ruedi Keller  
(SUI)**
**NOTE**

All times except 'Real Time' and 'Delta' are calculated times. Calculated time is the real time multiplied by the athlete's percentage.

**LEGEND**

 IPC - International Paralympic Committee  
 Delta - Real time behind first ranked  
 DSQ - Disqualified

 TD - Technical Delegate  
 DNS - Did not start

 NPC - National Paralympic Committee  
 DNF - Did not finish

BIATHLON LONG DISTANCE  
15KM LW 10-12 MEN

VUOKATTI SKI STADIUM THU 29 MAR 2012 START TIME 10:00

<b>JURY</b>		<b>COURSE INFORMATION</b>	
IPC TD:	KELLER Ruedi (SUI)	Course Name	Sitski Men
Chief of Range:	PULKKINEN Ilmo (FIN)	Height Difference (HD)	16m
Chief of Competition:	PELKONEN Jyri (FIN)	Maximum Climb (MC)	15m
Member:	KOPYTIN Alexey (RUS)	Total Climb (TC)	66m
Member:	UPHAM James (USA)	Length of Lap	3km
		Laps	5

Rank	SDMS ID	Bib Name	NPC Code	Class	%	Real Time	Delta	Calc. Time	Missed shots	Result	IPCNS pts	WC pts
1.	13616	23 PETUSHKOV Roman	RUS	LW12	100	48:57.0		48:57.0	0+0+0+0	<b>48:57.0</b>	0.00	100
2.	13431	10 LOBAN Dzmityr	BLR	LW12	100	50:39.2	+1:42.2	50:39.2	0+0+0+0	<b>50:39.2</b>	20.88	80
3.	13508	16 ROSIQUE Romain	FRA	LW11	94	54:32.6	+2:28.1	51:16.2	0+1+0+0	<b>52:16.2</b>	40.69	60
4.	13545	21 KUBO Kozo	JPN	LW11	94	55:42.4	+3:37.9	52:21.9	1+0+0+0	<b>53:21.9</b>	54.12	50
5.	14137	15 BYCHENOK Alexey	RUS	LW12	100	52:59.9	+4:02.9	52:59.9	1+0+0+0	<b>53:59.9</b>	61.88	45
6.	13517	17 FLEIG Martin	GER	LW11.5	98	54:11.3	+4:14.4	53:06.3	0+0+0+1	<b>54:06.3</b>	63.19	40
7.	13580	18 ROSIEK Kamil	POL	LW12	100	53:07.7	+4:10.7	53:07.7	0+1+1+0	<b>55:07.7</b>	75.73	36
8.	14227	13 TKACHENKO Mykhaylo	UKR	LW12	100	54:01.0	+5:04.0	54:01.0	1+0+0+1	<b>56:01.0</b>	86.62	32
9.	13588	19 GONCHAROV Ivan	RUS	LW12	100	56:23.8	+7:26.8	56:23.8	0+0+0+0	<b>56:23.8</b>	91.28	29
10.	16998	6 MURYGIN Grigory	RUS	LW12	100	54:26.9	+5:29.9	54:26.9	1+0+0+1	<b>56:26.9</b>	91.91	26
11.	13668	12 HALSTED Sean	USA	LW11.5	98	54:57.9	+5:01.0	53:51.9	0+1+2+0	<b>56:51.9</b>	97.02	24
12.	13647	14 KHYZHNYAK Sergiy	UKR	LW12	100	54:00.3	+5:03.3	54:00.3	1+1+0+1	<b>57:00.3</b>	98.73	22
13.	13631	22 ZARIPOV Irek	RUS	LW12	100	55:02.4	+6:05.4	55:02.4	0+1+1+0	<b>57:02.4</b>	99.16	20
14.	14685	3 KUZNETSOV Igor	RUS	LW11.5	98	54:45.8	+4:48.9	53:40.1	3+1+0+0	<b>57:40.1</b>	106.86	18
15.	14555	11 CNOSSEN Daniel	USA	LW12	100	55:29.5	+6:32.5	55:29.5	0+2+1+0	<b>58:29.5</b>	116.96	16
16.	13571	20 LARSEN Trygve Steinar	NOR	LW12	100	53:46.0	+4:49.0	53:46.0	3+1+1+1	<b>59:46.0</b>	132.58	15
17.	17247	9 HRECHKO Oleksandr	UKR	LW12	100	58:22.4	+9:25.4	58:22.4	1+0+1+0	<b>1:00:22.4</b>	140.02	14
18.	13671	7 FRAZIER Eric	USA	LW11	94	1:03:36.2	+11:31.7	59:47.2	0+1+1+0	<b>1:01:47.2</b>	157.34	13
19.	17243	8 YAROVYI Maksym	UKR	LW10	86	1:03:48.2	+6:53.1	54:52.3	2+1+3+1	<b>1:01:52.3</b>	158.39	12
20.	13637	1 GAJDICIAR Vladimir	SVK	LW12	100	58:13.0	+9:16.0	58:13.0	0+1+3+0	<b>1:02:13.0</b>	162.61	11
21.	17218	5 WAGNER Jeremy	USA	LW11.5	98	58:48.2	+8:51.3	57:37.6	1+2+1+1	<b>1:02:37.6</b>	167.64	10


World Cup points result limit (130%):

1:03:38.1

**DID NOT START:**

17001	4	ILALUTDINOV Ramil	RUS	LW12
7766	2	PROKHOROV Dmitry	RUS	LW10.5

Weather / Visibility	Snow	Temperature		Competitors				
		Air	Snow	Entries	Ranked	DNS	DNF	DSQ
Cloudy	New	-2°C	-1°C	23	21	2	0	0

**IPC Technical Delegate**  
  
**Ruedi Keller (SUI)**

**NOTE**

All times except 'Real Time' and 'Delta' are calculated times. Calculated time is the real time multiplied by the athlete's percentage.

**LEGEND**

IPC - International Paralympic Committee	TD - Technical Delegate	NPC - National Paralympic Committee
Delta - Real time behind first ranked	DNS - Did not start	DNF - Did not finish
DSQ - Disqualified		

# OFFICIAL RESULTS

## BIATHLON LONG DISTANCE 15KM B 1-3 MEN

VUOKATTI SKI STADIUM THU 29 MAR 2012 START TIME 12:35

<b>JURY</b>		<b>COURSE INFORMATION</b>	
IPC TD:	KELLER Ruedi (SUI)	Course Name	Standing Men
Chief of Range:	PULKKINEN Ilmo (FIN)	Height Difference (HD)	22m
Chief of Competition:	PELKONEN Jyri (FIN)	Maximum Climb (MC)	21m
Member:	KOPYTIN Alexey (RUS)	Total Climb (TC)	72m
Member:	UPHAM James (USA)	Length of Lap	3km
		Laps	5

Rank	SDMS ID	Bib	Name	NPC Code	Class	%	Real Time	Delta	Calc. Time	Missed shots	Result	IPCNS pts	WC pts
1.	13617	90	POLUKHIN Nikolay Guide: CHEREPANOV Ilya	RUS	B2	98	41:02.6		40:13.3	0+0+0+1	<b>41:13.3</b>	0.00	100
2.	13652	85	LUKYANENKO Vitaliy Guide: BABAR Borys	UKR	B3	100	41:17.4	+1:04.1	41:17.4	0+0+0+0	<b>41:17.4</b>	0.99	80
3.	13513	88	BREM Wilhelm Guide: GRIMM Florian	GER	B1	85	48:03.8	+44.6	40:51.2	1+0+0+0	<b>41:51.2</b>	9.19	60
4.	13626	87	TOROPOV Aleksei Guide: MAKSIMOV Sergey	RUS	B2	98	42:56.3	+1:53.7	42:04.8	0+0+0+1	<b>43:04.8</b>	27.05	50
5.	13500	84	CLARION Thomas Guide: BOURLA Julien	FRA	B1	85	48:23.4	+1:04.2	41:07.9	0+0+1+1	<b>43:07.9</b>	27.80	45
6.	14668	89	CHOKHLAEV Stanislav Guide: PIROGOV Maksim	RUS	B1	85	46:23.4	-55.8	39:25.9	2+1+2+0	<b>44:25.9</b>	46.72	40
7.	13662	82	UTKIN Iurii Guide: KAZAKOV Vitaliy	UKR	B3	100	42:42.3	+2:29.0	42:42.3	1+0+0+1	<b>44:42.3</b>	50.70	36
8.	13623	83	SPITSYN Filipp Guide: KALABIN Denis	RUS	B3	100	44:02.1	+3:48.8	44:02.1	1+1+0+2	<b>48:02.1</b>	99.17	32
9.	14226	86	KOVALEVSKYI Anatolii Guide: KYCHERYAVI Sergiy	UKR	B2	98	42:27.5	+1:24.9	41:36.6	0+1+2+4	<b>48:36.6</b>	107.54	29
10.	17295	81	MESSINGER Nico Guide: ZIPFEL Cornelius	GER	B2	98	53:04.5	+12:01.9	52:00.8	3+2+1+1	<b>59:00.8</b>	258.97	*

World Cup points result limit (130%):

**53:35.2**

Weather / Visibility	Snow	Temperature		Competitors				
		Air	Snow	Entries	Ranked	DNS	DNF	DSQ
Cloudy	New	-2°C	-1°C	10	10	0	0	0

### IPC Technical Delegate



**Ruedi Keller  
(SUI)**

#### NOTE

All times except 'Real Time' and 'Delta' are calculated times. Calculated time is the real time multiplied by the athlete's percentage.

#### LEGEND

IPC - International Paralympic Committee  
Delta - Real time behind first ranked  
DSQ - Disqualified

TD - Technical Delegate  
DNS - Did not start

NPC - National Paralympic Committee  
DNF - Did not finish

# OFFICIAL RESULTS

## BIATHLON LONG DISTANCE 12.5KM LW 2-9 WOMEN

VUOKATTI SKI STADIUM THU 29 MAR 2012 START TIME 12:19

<b>JURY</b>		<b>COURSE INFORMATION</b>	
IPC TD:	KELLER Ruedi (SUI)	Course Name	Standing Women
Chief of Range:	PULKKINEN Ilmo (FIN)	Height Difference (HD)	22m
Chief of Competition:	PELKONEN Jyri (FIN)	Maximum Climb (MC)	21m
Member:	KOPYTIN Alexey (RUS)	Total Climb (TC)	
Member:	UPHAM James (USA)	Length of Lap	2.5km
		Laps	5

Rank	SDMS ID	Bib Name	NPC Code	Class	%	Real Time	Delta	Calc. Time	Missed shots	Result	IPCNS pts	WC pts
1.	13490	68 JARVELA Maija	FIN	LW8	97	45:01.4		43:40.4	0+0+0+0	<b>43:40.4</b>	0.00	100
2.	13543	66 DEKIJIMA Momoko	JPN	LW6	96	45:52.9	+23.3	44:02.8	2+0+0+0	<b>46:02.8</b>	32.61	80
3.	13549	64 OTA Shoko	JPN	LW8	97	46:22.4	+1:21.0	44:58.9	1+0+1+0	<b>46:58.9</b>	45.45	60
4.	17241	63 BUI Iryna	UKR	LW8	97	47:25.9	+2:24.5	46:00.5	0+1+0+1	<b>48:00.5</b>	59.56	50
5.	13576	67 ROGOWIEC Katarzyna	POL	LW5/7	87	52:03.0	+1:51.0	45:17.0	1+0+1+1	<b>48:17.0</b>	63.33	45
6.	13643	65 BATENKOVA Iuliia	UKR	LW6	96	45:05.5	-24.1	43:17.3	2+1+0+3	<b>49:17.3</b>	77.14	40
7.	13577	62 DUDZIAK Arleta	POL	LW8	97	51:02.8	+6:01.4	49:30.9	1+1+2+1	<b>54:30.9</b>	148.95	36

World Cup points result limit (130%):

**56:46.5**

### DID NOT START:

17004 61 FEDOTOVA Ekaterina RUS LW5/7

Weather / Visibility	Snow	Temperature		Competitors				
		Air	Snow	Entries	Ranked	DNS	DNF	DSQ
Cloudy	New	-2°C	-1°C	8	7	1	0	0

### IPC Technical Delegate



**Ruedi Keller  
(SUI)**

### NOTE

All times except 'Real Time' and 'Delta' are calculated times. Calculated time is the real time multiplied by the athlete's percentage.

### LEGEND

IPC - International Paralympic Committee  
Delta - Real time behind first ranked  
DSQ - Disqualified

TD - Technical Delegate  
DNS - Did not start

NPC - National Paralympic Committee  
DNF - Did not finish

# OFFICIAL RESULTS

## BIATHLON LONG DISTANCE 12.5KM LW 10-12 WOMEN

VUOKATTI SKI STADIUM THU 29 MAR 2012 START TIME 10:12

JURY		COURSE INFORMATION	
IPC TD:	KELLER Ruedi (SUI)	Course Name	Sitski Women
Chief of Range:	PULKKINEN Ilmo (FIN)	Height Difference (HD)	16m
Chief of Competition:	PELKONEN Jyri (FIN)	Maximum Climb (MC)	15m
Member:	KOPYTIN Alexey (RUS)	Total Climb (TC)	52m
Member:	UPHAM James (USA)	Length of Lap	2.5km
		Laps	5


Rank	SDMS ID	Bib Name	NPC Code	Class	%	Real Time	Delta	Calc. Time	Missed shots	Result	IPCNS pts	WC pts
1.	13524	32 WICKER Anja	GER	LW10.5	91	55:32.6		50:32.7	1+0+0+0	<b>51:32.7</b>	0.00	100
2.	16368	35 KONOVALOVA Svetlana	RUS	LW12	100	50:13.7	-19.0	50:13.7	0+1+0+1	<b>52:13.7</b>	7.95	80
3.	13644	34 IURKOVSKA Olena	UKR	LW12	100	51:50.6	+1:17.9	51:50.6	0+1+1+0	<b>53:50.6</b>	26.75	60
4.	13654	33 PAVLENKO Lyudmyla	UKR	LW11.5	98	52:17.0	+42.4	51:14.3	1+2+0+0	<b>54:14.3</b>	31.35	50
5.	16999	31 ANDREEVA Nadezda	RUS	LW12	100	53:21.7	+2:49.0	53:21.7	0+5+5+3	<b>1:06:21.7</b>	172.47	45

World Cup points result limit (130%):

**1:07:00.5**

Weather / Visibility	Snow	Temperature		Competitors				
		Air	Snow	Entries	Ranked	DNS	DNF	DSQ
Cloudy	New	-2°C	-1°C	5	5	0	0	0

### IPC Technical Delegate



**Ruedi Keller  
(SUI)**

#### NOTE

All times except 'Real Time' and 'Delta' are calculated times. Calculated time is the real time multiplied by the athlete's percentage.

#### LEGEND

IPC - International Paralympic Committee  
Delta - Real time behind first ranked  
DSQ - Disqualified

TD - Technical Delegate  
DNS - Did not start

NPC - National Paralympic Committee  
DNF - Did not finish

BIATHLON LONG DISTANCE  
12.5KM  
B 1-3 WOMEN

VUOKATTI SKI STADIUM THU 29 MAR 2012 START TIME 12:40


<b>JURY</b>		<b>COURSE INFORMATION</b>	
IPC TD:	KELLER Ruedi (SUI)	Course Name	Standing Women
Chief of Range:	PULKKINEN Ilmo (FIN)	Height Difference (HD)	22m
Chief of Competition:	PELKONEN Jyri (FIN)	Maximum Climb (MC)	21m
Member:	KOPYTIN Alexey (RUS)	Total Climb (TC)	
Member:	UPHAM James (USA)	Length of Lap	2.5km
		Laps	5

Rank	SDMS ID	Bib	Name	NPC Code	Class	%	Real Time	Delta	Calc. Time	Missed shots	Result	IPCNS pts	WC pts
1.	13605	98	LYSOVA Mikhalina Guide: IVANOV Alexey	RUS	B3	100	40:57.6		40:57.6	0+0+0+2	<b>42:57.6</b>	0.00	100
2.	13619	99	REMIZOVA Elena Guide: YAKIMOVA Natalia	RUS	B2	98	42:00.8	+13.0	41:10.4	1+0+0+1	<b>43:10.4</b>	2.98	80
3.	14665	94	BUDALEEVA Iuliia Guide: MALTSEVA Tatiana	RUS	B2	98	43:53.1	+2:05.3	43:00.4	1+0+0+0	<b>44:00.4</b>	14.62	60
4.	13525	92	HOESCH Vivian Guide: HUHNS Michael	GER	B1	85	51:31.5	+3:20.2	43:47.8	0+0+1+0	<b>44:47.8</b>	25.65	50
5.	13614	96	NEVIDIMOVA Valentina Guide: MALTSEV Alexander	RUS	B1	85	52:04.7	+3:53.4	44:16.0	0+0+0+1	<b>45:16.0</b>	32.22	45
6.	13657	97	SHYSHKOVA Oksana Guide: IVANOV Volodymyr	UKR	B2	98	44:14.7	+2:26.9	43:21.6	0+2+0+1	<b>46:21.6</b>	47.49	40
7.	13627	95	VASILYEVA Liubov Guide: POLOVNIKOVA Tatiana	RUS	B2	98	46:31.3	+4:43.5	45:35.5	1+0+2+1	<b>49:35.5</b>	92.62	36
8.	14228	91	PRYLUTSKA Olga Guide: MOGILNIY Volodymyr	UKR	B2	98	48:11.4	+6:23.6	47:13.6	2+0+0+1	<b>50:13.6</b>	101.49	32
9.	13592	93	KALABINA Elvira Guide: SITNIKOVA Irina	RUS	B3	100	46:12.6	+5:15.0	46:12.6	2+1+0+3	<b>52:12.6</b>	129.19	29

World Cup points result limit (130%):

**55:50.8**

Weather / Visibility	Snow	Temperature		Competitors				
		Air	Snow	Entries	Ranked	DNS	DNF	DSQ
Cloudy	New	-2°C	-1°C	9	9	0	0	0

**IPC Technical Delegate**

**Ruedi Keller  
(SUI)**
**NOTE**

All times except 'Real Time' and 'Delta' are calculated times. Calculated time is the real time multiplied by the athlete's percentage.

**LEGEND**

 IPC - International Paralympic Committee  
 Delta - Real time behind first ranked  
 DSQ - Disqualified

 TD - Technical Delegate  
 DNS - Did not start

 NPC - National Paralympic Committee  
 DNF - Did not finish